



Learning Project - Famous & Significant People
Wk 11

Age Range: Y3/4

We also set work in Google Classroom for each class - your teacher will be checking in to see any work that you would like to share on this.

Weekly Reading Tasks	Weekly Spelling Tasks
<p>Monday- Task your child with reading something unusual in an unusual place e.g. a cookbook in the bath. How many unusual places can your child read in this week?</p>	<p>Spelling Shed – 3 x per week – see Google Classroom for extra documents. Access Spelling Shed by logging in through here.</p> <p>Monday- Your child can choose a person that is significant to them and mindmap all of the words that they associate with this individual e.g. inspirational, heroic, intelligent, courageous.</p>
<p>Tuesday- Visit Ducksters and encourage your child to choose a person to read about. Ask them to create a fact file on their chosen person using facts learnt.</p>	<p>Tuesday- Practise spelling these words: information, adoration, sensation, preparation, admiration. Your child can list other words ending in 'tion'. Spelling Frame year group lists</p>
<p>Wednesday- Ask your child to read a magazine or newspaper article about a famous person. Ask them to write a diary entry from the viewpoint of that person.</p>	<p>Wednesday- Your child can practise their year group spelling on Spelling Frame. Can they write mnemonics for 5 words e.g Rhythm Helps Your Two Hips Move.</p>
<p>Thursday- Read through this book about famous artists together. Encourage your child to choose one of the artists and create their own inspired painting.</p>	<p>Thursday- Puzzle fun. Choose 5 Common Exception words and create a word search containing these spelling words. Who can find the words?</p>
<p>Friday- With your child, take a look at this information all about Neil Armstrong, the first man to walk on the moon. Complete the quiz and test your knowledge!</p>	<p>Friday- A-Z fun. Ask your child to list a famous or significant person that begins with each letter of the alphabet.</p>

Weekly Writing Tasks

Weekly Maths Tasks- Addition and Subtraction

Choose a task or tasks from each day. These are to be used flexibly

Monday- Visit the Literacy Shed for this wonderful resource on [The Clocktower](#) or take part in a writing [masterclass](#) using your authorfy login from last week.

Monday- Addition Card Challenge

Y3 Using playing cards (but not including Jacks, Queens and Kings) pick up 3 cards

i.e. 385. Then pick up another 3 cards i.e. 213 Add them together

$$\begin{array}{r} 385 \\ + 213 \\ \hline 518 \end{array}$$

As an extra challenge re – arrange your cards to explore the largest total which you can make/ the smallest total or a total which is nearest to 500 etc.

Y4 Play the same game but with 4 cards for each amount.

[White Rose Maths](#) online daily maths lesson

[Bitesize Maths](#) online daily maths lesson

[CODE Maths Hub Daily Fluency Activities](#) - Day 1 Week 6

Tuesday- Tell your child to imagine that they are famous. What would they be famous for? Can they write a diary entry recounting the day's events in role?

Tuesday-

Tuesday- Subtraction Card Challenge

Y3 Using your playing cards (but not including Jacks, Queens and Kings) pick up 3 cards i.e. 465. Then pick up another 3 cards i.e. 798. Organise them so that the largest amount is at the top and then subtract the smallest amount.

$$\begin{array}{r} 798 \\ - 465 \\ \hline \end{array}$$

Y4 to follow the same process but with 4 cards for each amount i.e

$$\begin{array}{r} 2798 \\ - 1465 \\ \hline \end{array}$$

- Challenge your child to use the [Subtraction Grids](#) to see how many calculations they can solve correctly in 2 minutes.

[White Rose Maths](#) online daily maths lesson

[Bitesize Maths](#) online daily maths lesson

[CODE Maths Hub Daily Fluency Activities](#) - Day 2 Week 6

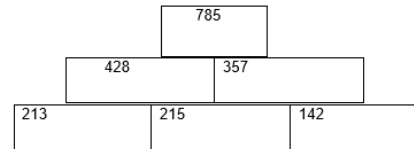
The diagram illustrates the structure of a diary entry with the following labels and corresponding text in the sample entry:

- Address who your writing to:** Dear Diary,
- Topic written in first sentence:** Today I started my new job at the ice cream parlor. I was excited but very nervous at the same time. I hope that my manager and the girls who worked there liked me.
- Date:** 30th July 2019
- Write in first person:** (The entire entry is written in the first person.)
- Supporting sentence:** One of the girls who worked there was called Anne she was awesome. Not sure I liked Sarah, she wasn't very friendly but she only works 2 days a week so I won't see her much. 😊
- Write how it made you feel:** (The entire entry is written in the first person.)
- Write honestly:** Anyway a new day tomorrow, lets hope I can make some tips. Wish me luck!
- Using emojis/ doodles to convey feelings:** 😊
- Future hopes/ expectations:** (The entire entry is written in the first person.)
- Sign off to show the end of the entry:** Goodnight! Mwah <3
- Informal / casual style/ slang:** (The entire entry is written in the first person.)

Wednesday- Ask your child to find out when the NHS began. [Who was the founder](#)? Encourage them to compare the NHS then and now. Can they represent information on a timeline or in an information booklet?

Wednesday-

Using your playing cards create your own addition and subtraction pyramid like the one below.



Tip Create 2 sets of numbers i.e. 785 and 213. Insert them in the places of your choice on your pyramid and then solve. Try putting your numbers in different places for an extra challenge

Ask your child to explore making their own pairs of 3 digit numbers (Y3) and 4 digit numbers (Y4)

[White Rose Maths](#) online daily maths lesson

[Bitesize Maths](#) online daily maths lesson


[CODE Maths Hub Daily Fluency Activities](#) - Day 3 Week 6

Thursday- All famous people should earn £1,000,000 per year. Does your child agree/disagree? Ask them to have and write a discussion on this statement.


Thursday-

Ask your child to create and solve their own bar models showing both addition and subtraction like the examples below.

Answer 529 Bar model used for addition



Answer 214 – Bar model used for subtraction



For an extra challenge, your child may want to create their own word problem for each one i.e. The penguins at Paignton Zoo eat 316 fish in one week. In Newquay Zoo they eat 213 fish in a week. What is the total amount of fish they eat in a week?

Play this calculation [game](#) to practise your calculation skills.

[White Rose Maths](#) online daily maths lesson

[Bitesize Maths](#) online daily maths lesson

[CODE Maths Hub Daily Fluency Activities](#) - Day 4 Week 6

Friday- Ask your child to use the words **FAMOUS PEOPLE** to write an acrostic poem about significant people in history.

Friday Theme Famous Mathematicians

Create a famous mathematicians poster using this [website](#). and showing key facts

An acrostic poem is a very fun poem for kids. Each acrostic poem has a topic idea running down the left side of the poem. Each letter in the topic word has a new thought that runs off the side from left to right and is relevant to the topic word. The topic word is typically the title as well.

For example...

If you were writing an acrostic poem with the topic word "school" the title would be school and each line of the poem would start with one of the letters in the word school.

School

Super

Cool

Happy

On time

Outdoor play

Learning

and pictures. Alternatively, if you are registered on [Twinkl](#) you may want to use some of these posters to help you

Play this calculation [game](#) to practise your calculation skills.

[White Rose Maths](#) online daily maths lesson

[Bitesize Maths](#) online daily maths lesson

[CODE Maths Hub Daily Fluency Activities](#) - Day 5 Week 6

Learning Project - to be done throughout the week

The project this week aims to provide opportunities for your child to learn more about famous or significant people. Learning may focus on past or present inventors, explorers or scientists and how they influence society today.

- **Famous Fact Find** - Find out about one or more [Famous British People here](#). Ask your child to decide how they would like to present the information they have discovered. This could be a slide show, a poster, timeline or an information report about them. Can your child create a true or false quiz about their chosen person and test it out on the family during a games night?
- **Healthcare Heroes** - **As the NHS plays such a significant role in our lives, ask your child to represent our amazing NHS staff with their own piece of artwork. This could be a painting, collage or even a collectable stamp of a famous medic e.g Florence Nightingale, Mary Seacole or Aneurin Bevan. Remember to tweet a photo of their artwork #TheLearningProjects.**
- **Florence Nightingale information and comprehension Quiz** can be found in [Google Classroom](#) on Wednesday.
- **Sport Superstar** - [Watch](#) an interview with Rod Ellingworth, a famous, British cyclist. Then go for your own bike ride as part of your daily exercise. Don't forget to wear your helmet. No bike? Then take a walk and look out for any cyclists you see. **Recommendation at least 2 hours of exercise a week.**
- **Family Matters** - As a family, discuss the famous people that may have had an impact on their lives and the choices they have made about the jobs they have chosen. Talk about who has inspired them and why. Your child can create a family tree that illustrates inspirations and choices.
- **Religious Role Models** - Ask your child to find out about significant religious people, like Jesus, [Moses](#) , [Guru Nanak](#) or someone else who is important to your family. What do they notice about these people? What is similar about them? What is different? [Help!](#) Record the similarities and differences in a table format or make a Religious Role Model mini-book.

Mindfulness

Find a quiet space where you can sit comfortably without interruptions. This is your special mindfulness time which helps to keep your brain and body healthy. You are safe to close your eyes and relax.

Think of a famous person you admire. What do you admire or like about this person? Are they strong? Are they kind?

Now turn this into positive phrase such as 'I am strong', 'I am kind', or 'I am helpful'.

Say these words inside your head every time you take a breath in, whilst picturing yourself feeling or acting in this way. Really try to imagine how good it feels to have this positive quality. Every time you breathe out, you can relax your body a little bit more.

Keep breathing and saying the words silently for a few minutes, all the time imagining how good it feels to have those positive qualities in your life.

STEM Learning Opportunities #sciencefromhome

Sophia Barnacle

- Sophia was a British inventor who, in 1907, invented the Helter-skelter. Try using junk box material to make your own helter-skelter or marble run.
- To find out more about building your own marble run click [here](#). **Page 51 of the challenge pack**

Additional learning resources parents may wish to engage with

- **BBC Bitesize** - Lots of videos and learning opportunities for all subjects.
- **Classroom Secrets Learning Packs** - Reading, writing and maths activities for different ages.
- **Twinkl** - Click on the link and sign up using your email address and creating a password.
- **White Rose Maths** online maths lessons.
- **Times Table Rockstars** and **Numbots**. Your child can access both of these programmes with their school logins.
- **Sumdog**. Your child can login through [here](#) to access. Challenges will be set by teachers periodically.
- IXL online. Click here for [Year 3](#) or here for [Year 4](#). There are interactive games to play and guides for parents.
- **Y3 Talk for Writing Home-school Booklets** and **Y4** are an excellent resource to support your child's speaking and listening, reading and writing skills.

The Learning Projects are based on the **National Curriculum expectations** for the key stage which your child is in. It may be that your child finds the tasks set within the Learning Project for their year group too simple. If this is the case, then we suggest that your child accesses the Learning Projects which are set for the key stage above. Equally, if the projects are too challenging, then we advise that your child accesses the projects for the key stage below.

If your child requires more of a challenge, or you believe that there are some gaps in their learning then [Century Tech](#) is a fantastic resource that is currently free for home learning. The app is designed to address gaps and misconceptions, provide challenge and enables children to retain new knowledge. It uses artificial intelligence to tailor the learning to your child's needs. Sign up [here](#).

#TheLearningProjects
in collaboration with

