

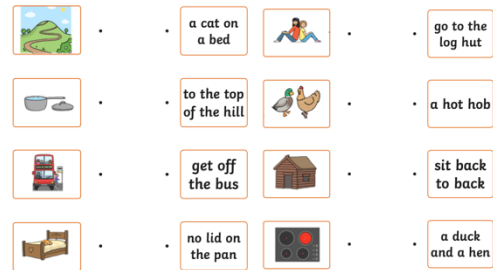


## W/C 22.06.2020: Learning Project - Around the World Online

Age Range: EYFS

Please upload any photographs/ examples of work that you complete at home this week onto your child's **Tapestry account**. We would love to see what they have been enjoying learning about at home. Thank you, Mrs Pascoe and Mrs Cummins.

Weekly Reading Tasks	Weekly Phonics Tasks
<p><b>Monday-</b> Listen to stories from around the world - including: <a href="#">Handa's Surprise</a>, <a href="#">The Tiger's Child</a>, and <a href="#">If The World Were a Village</a>.</p> <p>Practise reading the following words. Write them onto flash cards to use at home.</p> <p><b>Biff, fill, miss, spill, kiss, cuff, the, to, I, no, go</b></p>	<p><b>Monday-</b> Quickwrite: Can your child have a go at writing the words from this week, using their phonic knowledge to help them? Discuss why does Biff have a capital letter?</p> <p>Words for the week: <b>Biff, fill, miss, spill, kiss, cuff, the, to, I, no, go</b></p>
<p><b>Tuesday-</b> Ask your child to retell the story of Handa's Surprise in their own words once they are familiar with it.</p> <p>Read keywords for this week (see Monday).</p>	<p><b>Tuesday-</b> <a href="#">Play Odd and Bob</a>. Children sort real words and nonsense words by sounding out.</p>
<p><b>Wednesday-</b> Follow the story <a href="#">All Are Welcome Here</a> with your child. Discuss how your child's school makes everybody feel welcome.</p> <p>Read keywords for this week (see Monday).</p>	<p><b>Wednesday-</b> Word sort: create some letter cards f, l, s, ff, ll, ss</p> <p>Can you and your child think of some words containing the sounds above in them? Write the word onto a slip of paper and look how the sound is made, is it made with a single or double letter? Place the word next to the correct letter card created above.</p> <p>Look at the words you have written can you see any patterns as to where the letter sound is in the word and if it is made with a single or a double letter?</p>
<p><b>Thursday-</b> Read the story of Handa's Surprise again, look at the features of capital letters to start sentences, capital letters for names and also full stops and exclamation marks. – Cut the story up into cards (see below) – ask your child to sequence the cards in the correct order and retell the story.</p> <p>Read keywords for this week (see Monday).</p>	<p><b>Thursday-</b> Encourage your child to read the caption using their phonic knowledge and match to the pictures.</p>



**Friday-** Play memory games, 'I went to the market and I bought...' The next person repeats the above sentence remembering the items bought already and adding a new one to the list each time. Use fruits like in Handa's Surprise.

Read keywords for this week (see Monday).

**Friday-**

Can you say aloud the following sentence using words containing the sounds from this week?

**"Biff will miss her kiss on the hill."**

Repeat the sentence using lots of different voices (quiet/ loud/ grumpy/ scary/ shy etc). Once your child knows the sentence by heart, remind them of three things:

1. A sentence starts with a capital letter.
2. We need finger spaces between our words.
3. A sentence ends with a full stop.

Then model writing the sentence, including the above three elements. Then remove your sentence and ask your child to write the sentence on their own. Remind them to start writing on the left-hand side of the paper and to write across the paper to the end before hopping down onto the next line. Can you draw an illustration to match your sentence? Challenge: can you make up your own sentence containing words with our sounds from this week in?

### Weekly Writing Tasks

**Monday-** Encourage your child to look at the food in your kitchen and find out what countries some of it comes from. Search on a map for those countries. Help your child to trace the letter with which the name of those Countries start or copy some of the names of the Countries... can they read any names?



### Weekly Maths Tasks- Doubling

**Monday-** Double means 'twice as many' give your child the opportunity to build doubles using real objects. Mirrors are a fun way for children to 'double' the quantities they build. Encourage your child to say the doubles as they build them 3.g. double 2 is 4. Provide examples of doubles and non-doubles for the children to sort and explain. 2 dice or dominoes provide a great way to look at doubles.



**Tuesday-** After listening to the story Handa's Surprise, ask your child to name and draw different fruits that they know. Label them using describing words. EG: juicy orange, rosy apple, squishy banana etc

**Tuesday-** Tell a story of someone having trouble looking after two dogs who will not do what they are told. Then they get given two more dogs to look after – now

	<p>they have four and they have 'double trouble'! What about if they have three dogs – how many would be double trouble? Ask your child to model doubling numbers up to 5 on their fingers and to select images to match the story numbers e.g. dominoes and dot patterns.</p> <p>What do you notice about the numbers and their patterns?</p> <p>What do you have to do when you double? How do you know a number is a double?</p> <p>Allow the children to explore different ways to build doubles using real objects and practical equipment.</p> 
<p><b>Wednesday-</b> Ask your child to play in role as Handa from Handa's Surprise. Ask them questions and they must answer as Handa e.g. 'Handa, what is your favourite fruit?' They might answer by saying 'My favourite fruit is tangerines. I was very excited to find lots of them'.</p> <p>Other questions you might ask... Who is your best friend Handa? How did you feel when you saw your friend? Did you hear any noises when you were walking to your friend's house?</p>	<p><b>Wednesday-</b> Sit opposite to your child, set out a small quantity of small items like pebbles. Ask your child to make the same quantity and therefore doubling it. You could use fingers to match. Can you record this as a number sentence- either using pictures, marks or numbers?</p> 
<p><b>Thursday-</b> Ask your child to draw a picture of a suitcase and all the things they might take on holiday. Ask your child to label the items.</p> <p>What kind of clothes would you need to go on a holiday to a hot climate and what kind of clothes would you need if you were visiting a cold climate?</p> <p>CHALLENGE: Can you find out the name of a Country that has a hot climate and one that has a cold climate?</p>	<p><b>Thursday</b></p> <p>Play 'dice doubles' with your child.</p> <p>Take turns rolling 2 dice, each time you roll a double you score a point. Who will reach 5 first and win the game?</p>
<p><b>Friday-</b> Ask your child to pretend they are on holiday. Get them to make a postcard to send to someone at home. Ask your child to draw a picture of what they are doing on holiday. Can they make a list of what they are doing?</p>	<p><b>Friday-</b> write the numbers 1, 2, 3, 4, 5 onto separate pieces of paper. Turn the number cards upside down in front of your child. Can your child turn a number card over and then double the numeral, use their fingers/ objects to help to do this. Can they record it as a number sentence, either using pictures, marks or numbers?</p>



$$2 + 2 = 4$$

## Learning Project - to be done throughout the week




The project this week aims to provide opportunities for your child to learn more about countries and cities around the world. Learning may focus on different cultures and traditions, famous landmarks, food and clothing.

### Flags

- Look at flags from around the world. Discuss which are your child's favourites and why? Ask your child to design and make their own flag using 2d shapes.

### Food Tasting

- Find some different foods/ fruits from around the world and taste each one. These might include: pizza (Italy), curry (India) and taco (Mexican) or the fruits from the story Handa's Surprise. Your child can create a chart putting a tick next to each food they like and a cross next to the foods they dislike over the course of the week.

Dishes from around the world.	✓ or X
 pizza	
 curry	
 Hot dog	

### Pleasing Puppets

- Make your own Handa's Surprise character puppet.



### Where in the World?

- Discuss with your child where your family comes from in the world. If you have them available, show your child photographs of where you, or their grandparents, grew up. This might be similar to where they live now or completely different. Encourage your child to think about the differences between the places.

### Mindfulness

- Help your child find a safe space where they can lie down quietly with their eyes closed for a few minutes (this is a lovely activity to do outside if the weather is good).
- Ask them to take a few deep breaths to relax their body. Tell them to imagine they are on a magic carpet that can fly anywhere in the world. Where would they like to go? Will it be somewhere warm, or somewhere cold, or maybe they would like to travel into space. Encourage your child to imagine how it feels as the magic carpet lifts them off the ground and up into the sky. Can they feel the wind on their skin, hear the birds flying past or sense damp clouds moving close by? Tell them the magic carpet is now flying closer to the ground near their chosen destination. Ask them to imagine looking down over the edge of the carpet. What can they see? What can they hear? How does it make them feel?
- Encourage your child to take slow, deep breaths as they carry on their magical journey for as long as they like.
- If your child finds it difficult to close their eyes and imagine somewhere else in the world, you could show them some photographs, or pictures in a book, and then try the activity again.

## STEM Learning Opportunities #sciencefromhome

### Engineering Around the World – Bridges

- A bridge helps people move over obstacles like a river, a valley or a busy road. The world's longest bridge is in China and is 164.8km long. It would take more than two days to walk the length of this bridge. Do you have any bridges near your home? What do they look like?
- Try building a bridge out of paper, Lego or any other building materials you might have at home. Your bridge needs to be big enough for a toy car or small toy to travel over.

### Additional learning resources parents may wish to engage with

[White Rose Maths](#) online maths lessons. Watch a lesson video and complete the worksheet (can be downloaded and completed digitally).

[Numbots](#). Your child can access this programme with their school login.

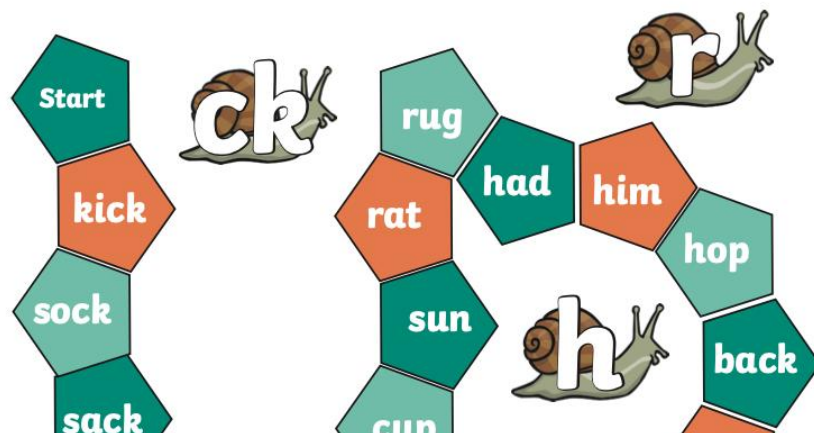
[IXL](#) Click on Maths, Reception. There are interactive games to play and guides for parents.

[Talk for Writing Home-school Booklets](#) are an excellent resource to support your child's speaking and listening, reading and writing skills.



[www.robinhoodMAT.co.uk](http://www.robinhoodMAT.co.uk)


### ck,e,u,r,h,b Read and Race



## HANDA'S SURPRISE



Will she like the  
soft yellow...



or the  
sweet-smelling...



I wonder which fruit she'll  
like best?



Will she like the  
round juicy...

